

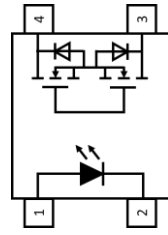
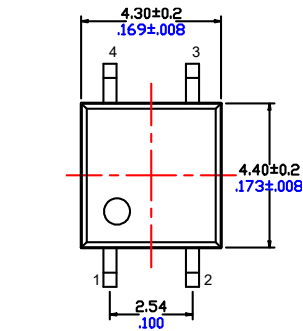
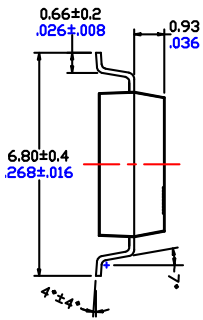
Miniature SOP-4pin type
of 350V load voltage

PHOTO DMOS RELAY AY35S

1 From A

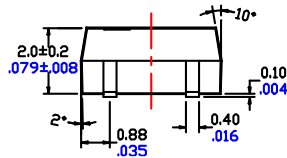


E504629



1. LED Anode
2. LED Cathode
3. MOSFET Drain
4. MOSFET Drain

Unit : mm inch
Tolerance: ±0.1 ±.004



FEATURE

1. Continuous load current: Max. 120mA.
2. Load on resistance: Typ. 17Ω.
3. Loading voltage 350V DC or AC peak.
4. Off-state leakage current: 1μA.

TYPICAL APPLICATIONS

- Measurement and test equipment
- Telecommunications
- Security equipment
- Industrial machinery and equipment

Absolute maximum ratings (Ambient temperature 25 °C)

Item		Symbol	Value	Units	Not
Input	Continuous LED current	I_F	50	mA	
	Peak LED current	I_{FP}	1000	mA	f=100Hz, DC 1%
	LED reverse voltage	V_R	5	V	
	Input power dissipation	P_{in}	75	mW	
Output	Load voltage	V_L	350	V	DC or AC peak
	Load current	I_L	120	mA	
	Peak load current	I_{peak}	600	mA	100ms(1 pulse)
	Output power dissipation	P_{out}	350	mW	
Total power dissipation		P_T	400	mW	
I/O isolation voltage		V_{iso}	1500	Vrms	RH 60, 1min
Operating temperature		T_{opr}	-40o +85	°C	
Storage temperature		T_{stg}	-40 to +100	°C	
Soldering temperature		T_{sol}	260	°C	10sec max.

Electrical specifications (Ambient temperature 25 °C)

Item		Symbol	Min.	Typ.	Max.	Units	Condition
Input	LED forward voltage	V_F		1.2	1.4	V	$I_F=10mA$
	Operating LED current	I_{Fon}		0.5	3.0	mA	
	Recover LED current	I_{Foff}	0.1	0.35		mA	
	Recover LED voltage	V_{Foff}	0.5			V	
Output	On resistance	R_{on}		17.0	24.0	Ω	$I_F=5mA, I_L=100mA$
	Off-state leakage current	I_{leak}			1.0	μA	$V_L=Rating$
	Output capacitance	C_{out}		41		pF	$V_L=0V, f=1MHz$
Transmission	Turn on time	T_{on}		0.23	0.5	ms	$I_F=5mA, I_L=100mA$
	Turn off time	T_{off}		0.05	0.2	ms	
Coupled	I/O isolation resistance	$R_{I/O}$	10^9			Ω	DC 500V
	I/O capacitance	$C_{I/O}$		0.8	1.5	pF	f=1MHz



RAPIDTEK
PHOTO DMOD RELAY

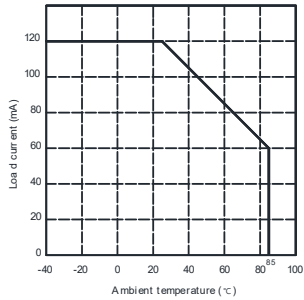
Rapidtek Magnetic Devices Inc.
<http://www.rapidtek.net>

PHOTO DMOS RELAY

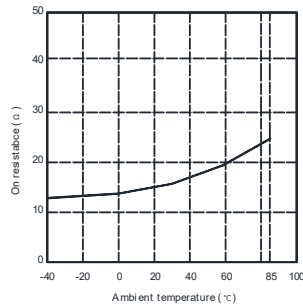
1 Form A Photo Relay

Reference data

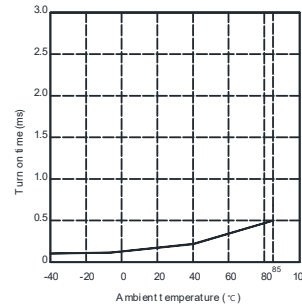
Load current vs. Ambient temperature



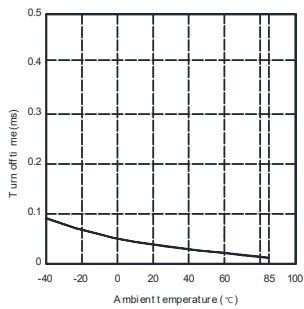
On resistance vs. Ambient temperature



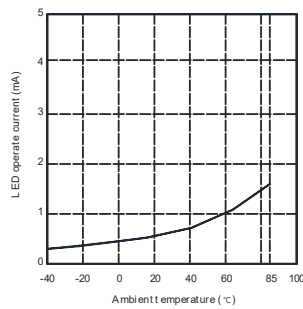
Turn on time vs. Ambient temperature



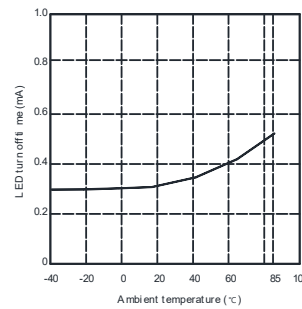
Turn off time vs. Ambient temperature



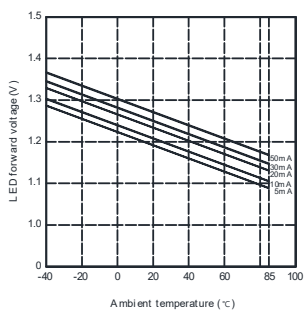
LED operate current vs. Ambient temperature



LED turn off current vs. Ambient temperature

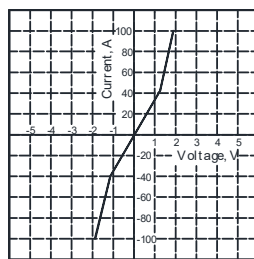


LED forward voltage vs. Ambient temperature



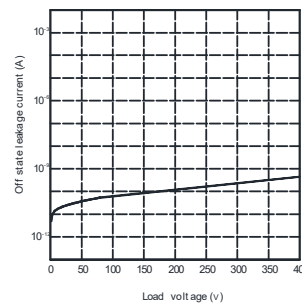
Voltage vs. current characteristics of output at

MOS portion



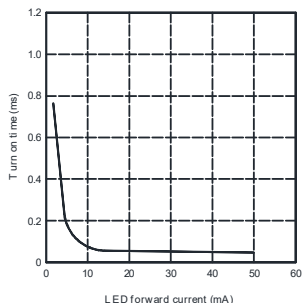
Off state leakage current vs. Load voltage

characteristics



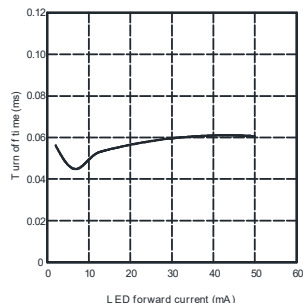
LED forward current vs. Turn on time

characteristics



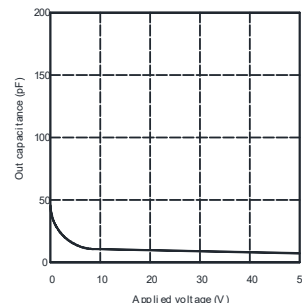
LED forward current vs. Turn off time

characteristics



Applied voltage vs. Output capacitance

characteristics



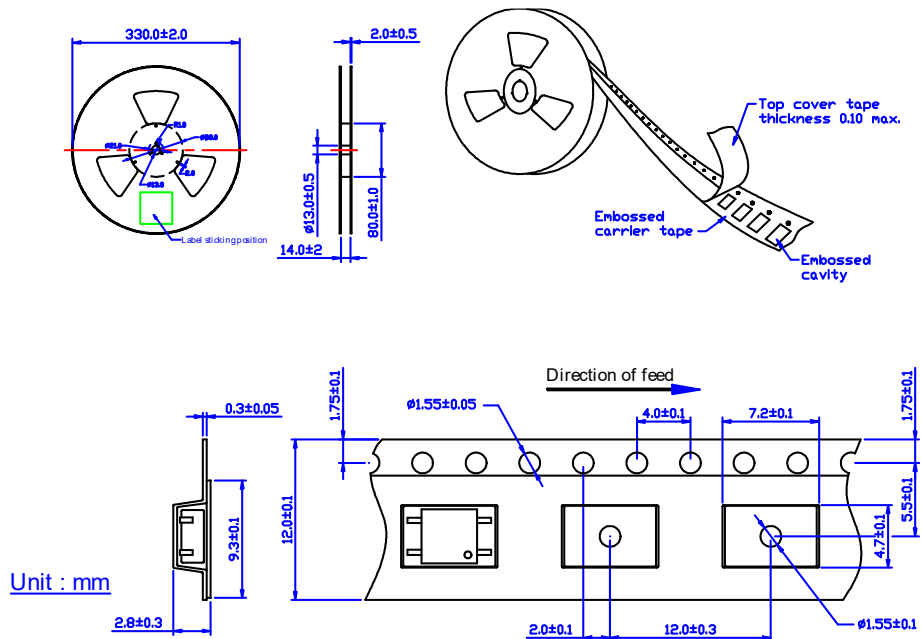
RAPIDTEK
PHOTO DMOS RELAY

Rapidtek Magnetic Devices Inc.
<http://www.rapidtek.net>

PHOTO DMOS RELAY

1 Form A Photo Relay

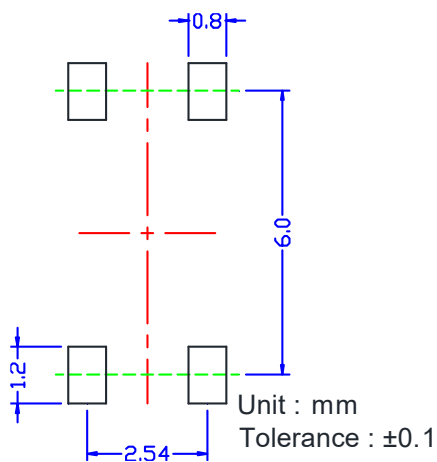
Taping specifications for surface mount devices



Package	Part No.		Packing quantity	
	Tube packing	Tape & Reel packing	Tube	Tape & Reel
SOP4	AY35S	AY35S-R1	100pcs/1tube	2000 pcs

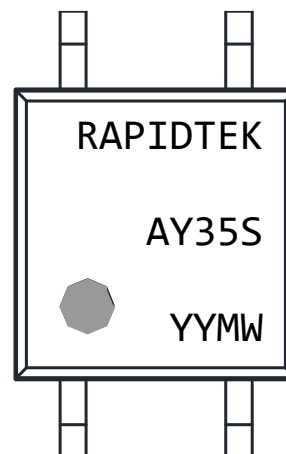
Dimension

Recommended mounting pad



Marking

(Each photo MOS Relay shall be marked with the following information)



YY : Year, M : Monthly, W : Weeks



RAPIDTEK
PHOTO DMOD RELAY

Rapidtek Magnetic Devices Inc.
<http://www.rapidtek.net>